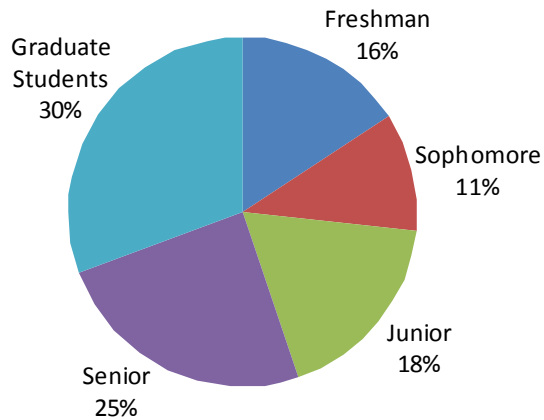
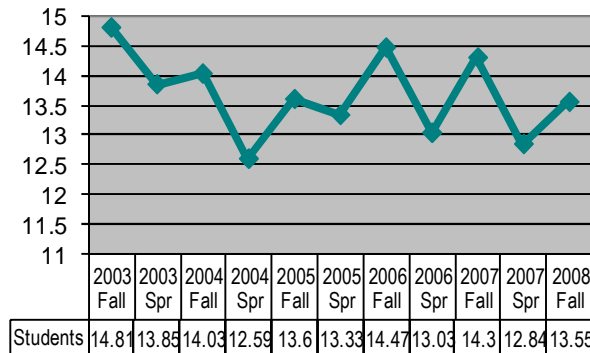


STUDENTS PER ACADEMIC LEVEL

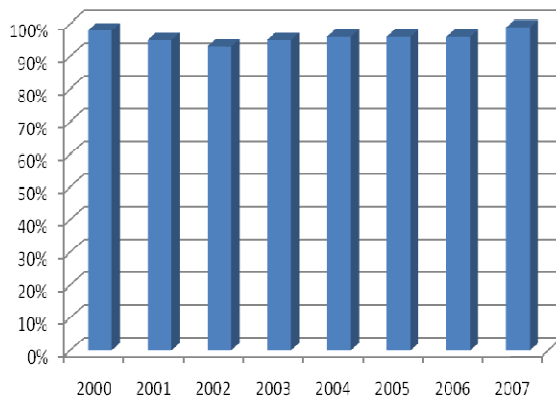


AVERAGE CLASS SIZE: 13.55



EMPLOYMENT SUCCESS RATE: 99%

Students employed or in graduate school within one year of graduation



THE MCKENDREE MISSION

To provide a high quality educational experience to outstanding students

COLLEGES AND SCHOOLS

School of Business
School of Education
School of Nursing and Health Professions
McKendree College of Arts and Sciences

CAMPUSES

Lebanon, Illinois
Scott Air Force Base
Louisville, Kentucky
Radcliff, Kentucky

EMPLOYEES 2008

| | |
|-------------------------|-----|
| Full-Time Faculty | 94 |
| Full-Time Employees | 149 |
| All Part-Time Employees | 271 |
| Total Employees | 514 |

UNIVERSITY BUDGET 2008

| | |
|--------------------|--------------|
| 2008 Annual Budget | \$31,000,000 |
|--------------------|--------------|

ENDOWMENT 2008

| | |
|---------------------|--------------|
| Value as of 6/30/08 | \$22,000,000 |
|---------------------|--------------|

TUITION 2008-2009

| | |
|----------------------------|----------|
| Full-time Tuition for year | \$20,570 |
|----------------------------|----------|

UNIVERSITY ALUMNI 2008

| | |
|------------------|--------|
| Living Alumni | 16,548 |
| Alumni of Record | 19,174 |

CAMPUS HOUSING 2008

| | |
|---|-----|
| On Campus Housing Capacity including McKendree West | 688 |
|---|-----|

LAND AREA & SQUARE FOOTAGE

| | |
|-------------------------------------|---------|
| Acres on campus | 113 |
| Gross square footage all facilities | 498,300 |

January, 2009—Institutional Research, Mary Bornheimer



Quick Facts

2008-2009

- Illinois' First Institution of Higher Education Established in 1828
- Top 10% of baccalaureate universities in the nation U. S. News and World Report "America's Best Colleges 2009"
- U. S. News and World Report "America's Best Colleges Buys 2009"
- Nationally recognized as a "College of Distinction"
- President's Higher Education "Community Service Honor Roll 2008"
- National Association of Intercollegiate Athletes "Champion of Character 2009"

UNDERGRADUATE STUDENT HEADCOUNT

| | 2005-06 | 2006-07 | 2007-08 | 2008-09 |
|---------------|---------|---------|---------|---------|
| Summer | 745 | 863 | 851 | 823 |
| Fall | 2,291 | 2,401 | 2,456 | 2,294 |
| Spring | 2,266 | 2,397 | 2,352 | |

GRADUATE STUDENT HEADCOUNT

| | 2004-05 | 2005-06 | 2006-07 | 2007-08 | 2008-09 |
|---------------|---------|---------|---------|---------|---------|
| Summer | 45 | 214 | 468 | 649 | 669 |
| Fall | 40 | 409 | 850 | 937 | 1,013 |
| Spring | 213 | 625 | 889 | 1,008 | |

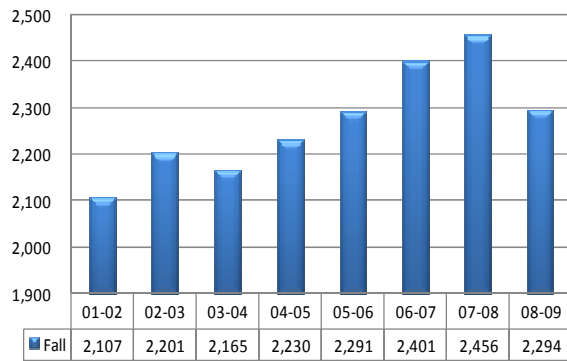
DEGREES AWARDED 2007—2008

| | |
|-------------------------------------|------------|
| BA, Bachelor of Arts | 114 |
| BBA, Bachelor of Business Admin. | 196 |
| BFA, Bachelor of Fine Arts | 5 |
| BME, Bachelor of Music Education | 5 |
| BS, Bachelor of Science | 80 |
| BSED, Bachelor Science in Education | 49 |
| BSN, Bachelor of Science in Nursing | 138 |
| Total Bachelors Degrees | 587 |
| MAED, Masters in Education | 200 |
| MAPC, Masters in Prof. Counseling | 16 |
| MBA, Masters in Business | 37 |
| MSN, Masters in Nursing | 47 |

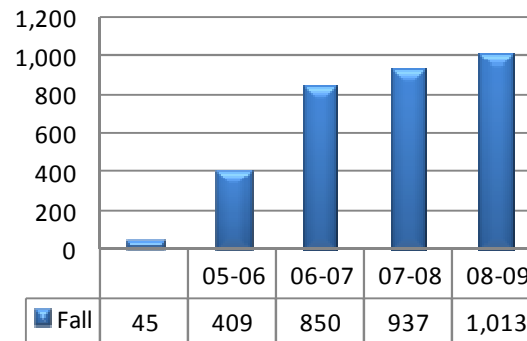
Total Masters Degrees 300

Secondary education students are counted in their subject area.

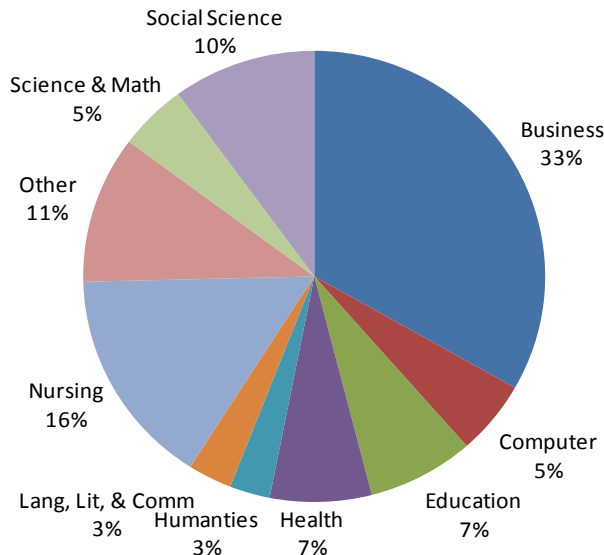
UNDERGRADUATE FALL HEADCOUNT



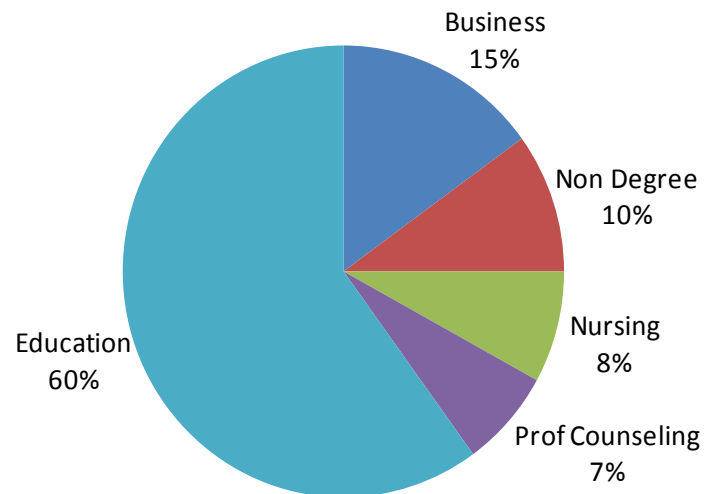
GRADUATE STUDENT FALL HEADCOUNT



UNDERGRADUATE FIELDS OF STUDY



GRADUATE STUDENT FIELDS OF STUDY



DEGREES AWARDED 2000 - 2008

