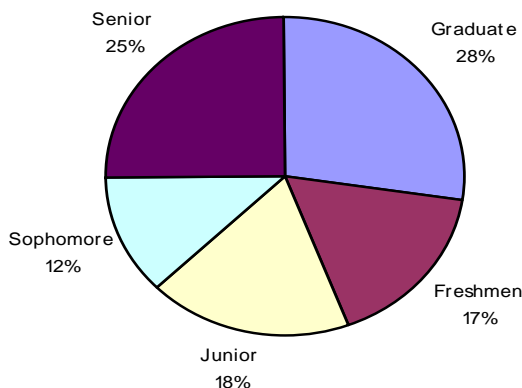
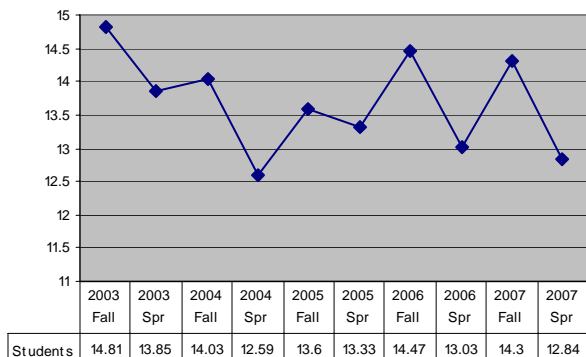


STUDENTS PER ACADEMIC LEVEL

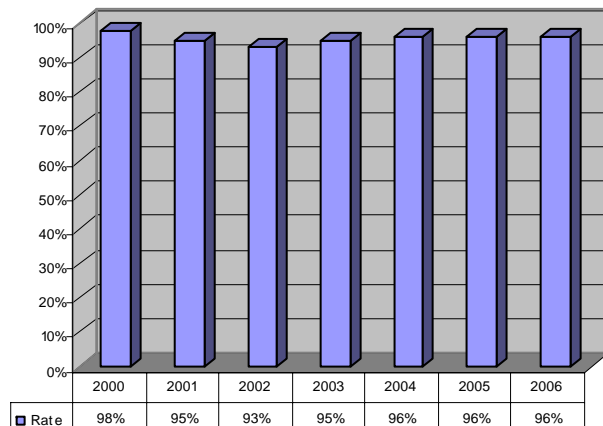


AVERAGE CLASS SIZE: 12.84



EMPLOYMENT SUCCESS RATE: 96%

Students employed or in graduate school within one year of graduation



COLLEGES AND SCHOOLS

School of Business
 School of Education
 School of Nursing and Health Professions
 McKendree College of Arts and Sciences

CAMPUSES

Lebanon, Illinois
 Scott Air Force Base
 Louisville, Kentucky
 Radcliff, Kentucky

EMPLOYEES 2007

Full-Time Faculty 94
 Full-Time Employees 146
 All Part-Time Employees 356
 Total Employees 596

UNIVERSITY BUDGET 2007

2007 Annual Budget \$30,000,000

ENDOWMENT 2007

Value as of Fall 2007 \$23,000,000

UNIVERSITY ALUMNI 2007

Living Alumni 15,980
 Alumni of Record 18,591

CAMPUS HOUSING 2007

On Campus Housing Capacity Including McKendree West 688

LAND AREA AND SQUARE FOOTAGE 2007

Acres on campus 109
 Gross Square Footage of all facilities 493,300



MCKENDREE
 UNIVERSITY

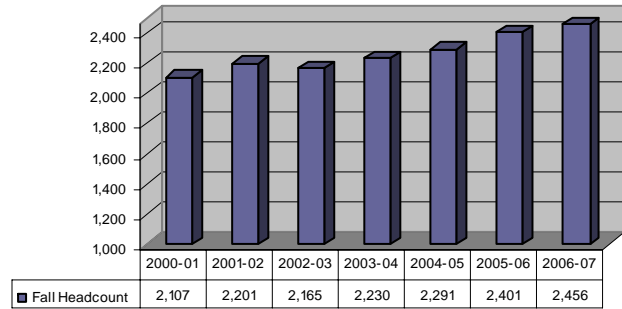
Quick Facts 2007-2008

- Illinois' First Institution of Higher Education Established in 1828
- Achieved University Status on July 1, 2007
- U. S. News and World Report "America's Best Colleges 2008"
- U. S. News and World Report "America's Best Colleges Buys 2008" (only school in Illinois)
- Nationally recognized as a "College of Distinction"

UNDERGRADUATE STUDENT HEADCOUNT

Headcount	2001-02	2002-03	2003-04	2004-05	2005-06	2006-07	2007-08
Summer	858	845	845	715	745	863	851
Fall	2,107	2,201	2,165	2,230	2,291	2,401	2,456
Spring	2,221	2,201	2,071	2,228	2,266	2,397	

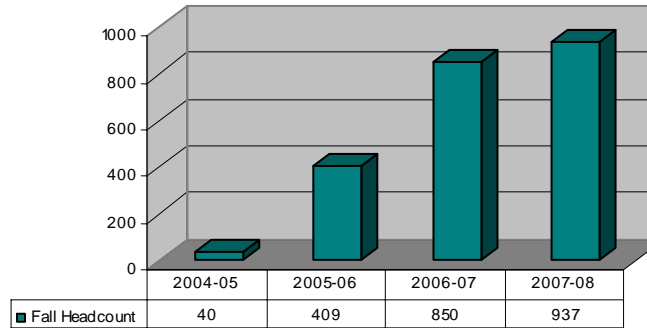
UNDERGRADUATE FALL HEADCOUNT



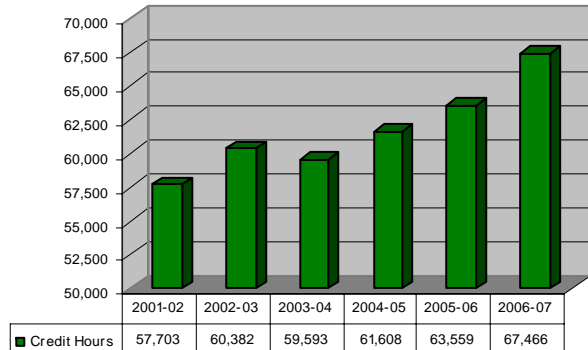
GRADUATE STUDENT HEADCOUNT

Headcount	2004-05	2005-06	2006-07	2007-08
Summer	45	214	468	649
Fall	40	409	850	937
Spring	213	625	889	

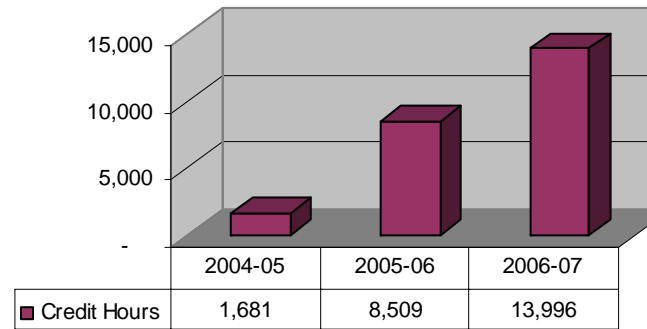
GRADUATE FALL HEADCOUNT



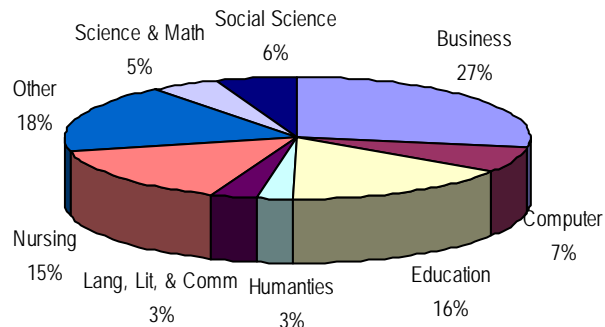
TOTAL UNDERGRADUATE CREDIT HOURS



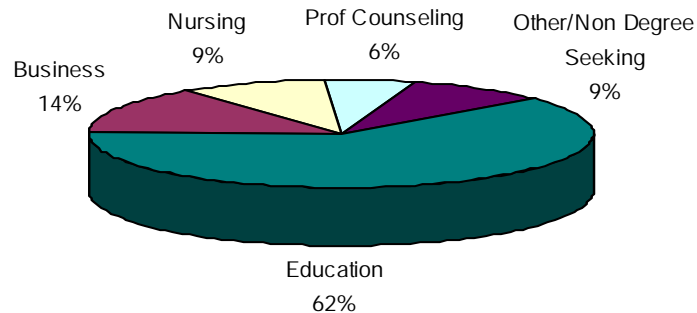
TOTAL GRADUATE CREDIT HOURS



UNDERGRADUATE FIELDS OF STUDY 2007



GRADUATE FIELDS OF STUDY FALL 2007



DEGREES OFFERED

- BA, Bachelor of Arts
- BS, Bachelor of Science
- BBA, Bachelor of Business Administration
- BFA, Bachelor of Fine Arts
- BME, Bachelor of Music Education
- BSEd, Bachelor of Science in Education
- BSN, Bachelor of Science in Nursing
- MAED, Masters in Education
- MAPC, Masters in Professional Counseling
- MBA, Masters in Business
- MSN, Masters in Nursing

DEGREES AWARDED 2006—2007

6/1/2006 - 5/31/2007

Associates Degrees	12
BS, Bachelor of Science	72
BSN, Bachelor of Science in Nursing	110
BA, Bachelor of Arts	96
BME, Bachelor of Music Education	2
BSEd, Bachelor of Science in Education	55
BBA, Bachelor of Business Administration	206
BFA, Bachelor of Fine Arts	3
Total Bachelors Degrees	544
MAED, Masters in Education	133
MBA, Masters in Business	16
MAPC, Masters in Professional Counseling	14
MSN, Masters in Nursing	14
Total Masters Degrees	177

Secondary education students are counted in their subject area within BA (approx 28%), BBA (3%), BFA (33%), and BS (25%) degrees.

DEGREES AWARDED 2000 - 2007

